

Getting Started with 1Search Plus

1) 1Search Plus Module

Welcome to 1Search Plus! To start, we've added a new module to your ProDemand subscription. After you select your vehicle, you will automatically be navigated to the **1Search Plus** module (Figure 1). This module will initially look very much like the original **1Search** module, starting with the Top 10 Repairs list. To demonstrate how it works, we'll navigate forward by entering "p0171" into the search field.

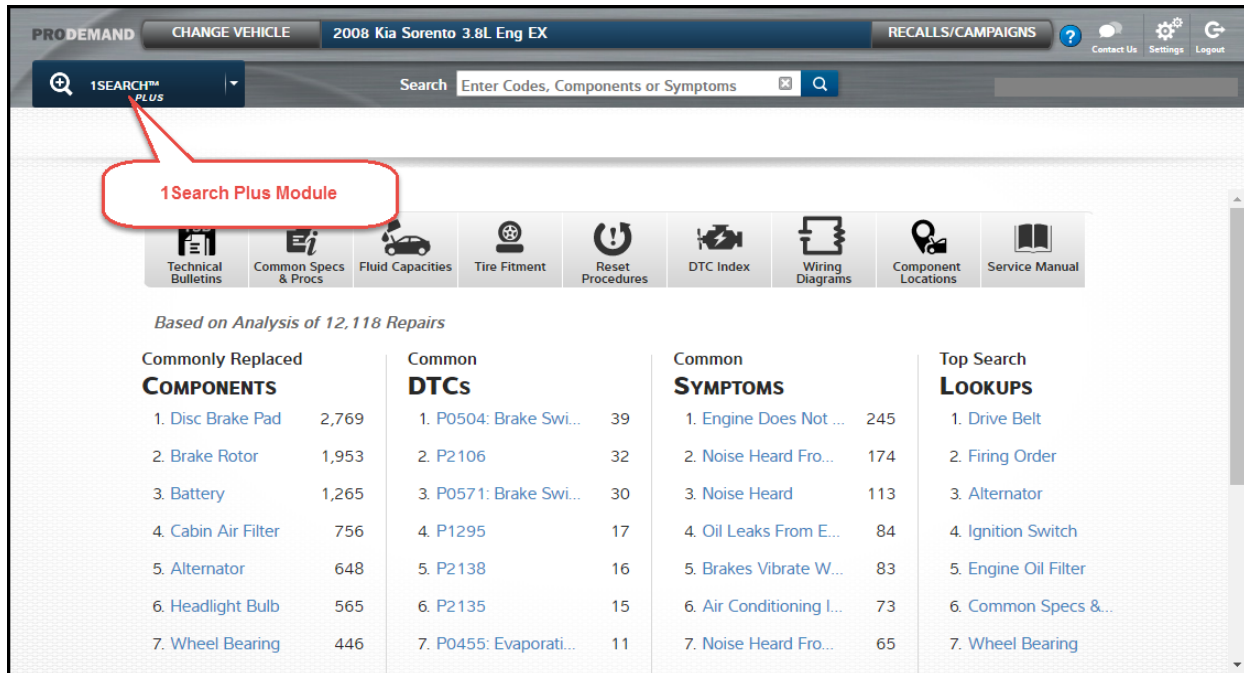


Figure 1

2) Search Results Page

After entering in the search term, you'll land on the results page (Figure 2).

- The left column labeled "**Search Results for ...**" is exactly that – the results returned for your search.
- The right column labeled "**Related to ...**" includes repair procedures and components associated with the search term. In this case, after entering a code, ProDemand gives us the real-world list of probable components from our database of real-world information.
- The returns in the bottom section labeled "**Additional Results**" will navigate you to the **Service Manual** module and perform a keyword search.

The most common navigation would be to select from the **Search Results** in the left column. In this case, we will click on the p0171 link (Figure 2).

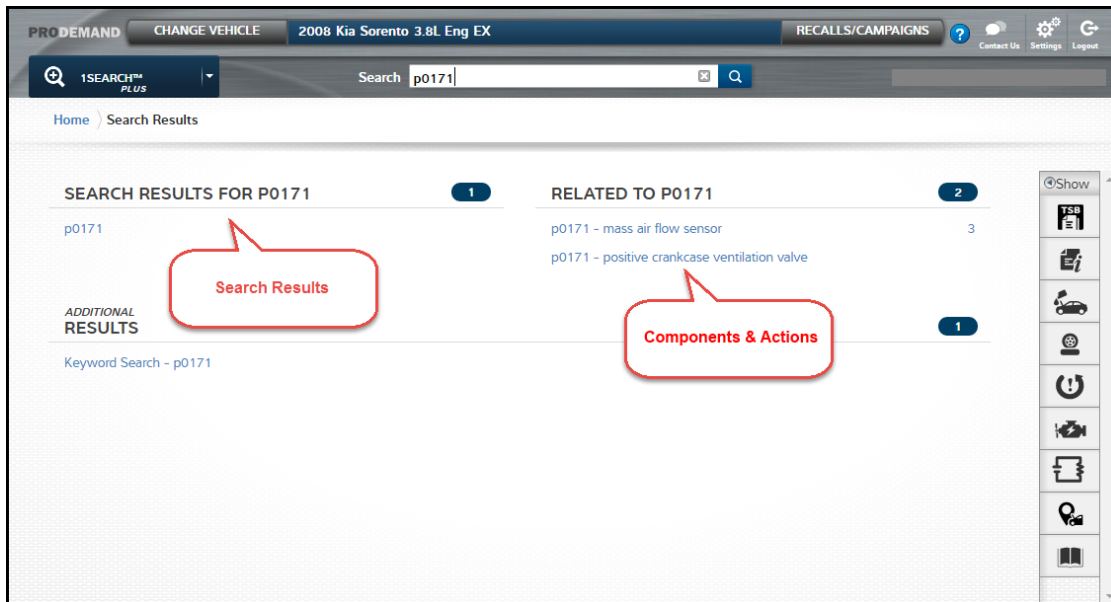


Figure 2

3) Information Returns – Card Page

Information returned for your search is brought back in a new “card” format (Figure 3). Each card is labeled with the specific data set it contains. The cards are ordered according to typical technician diagnosis and repair workflow, and are only returned if there is relevant information behind the card. The card sets contain a mix of real-world and OEM information for the specific Y/M/M and search term — all accessible with a click of the mouse. The source of the content is indicated in the lower right corner of each card: **OEM Info** or **SureTrack®** (real world).

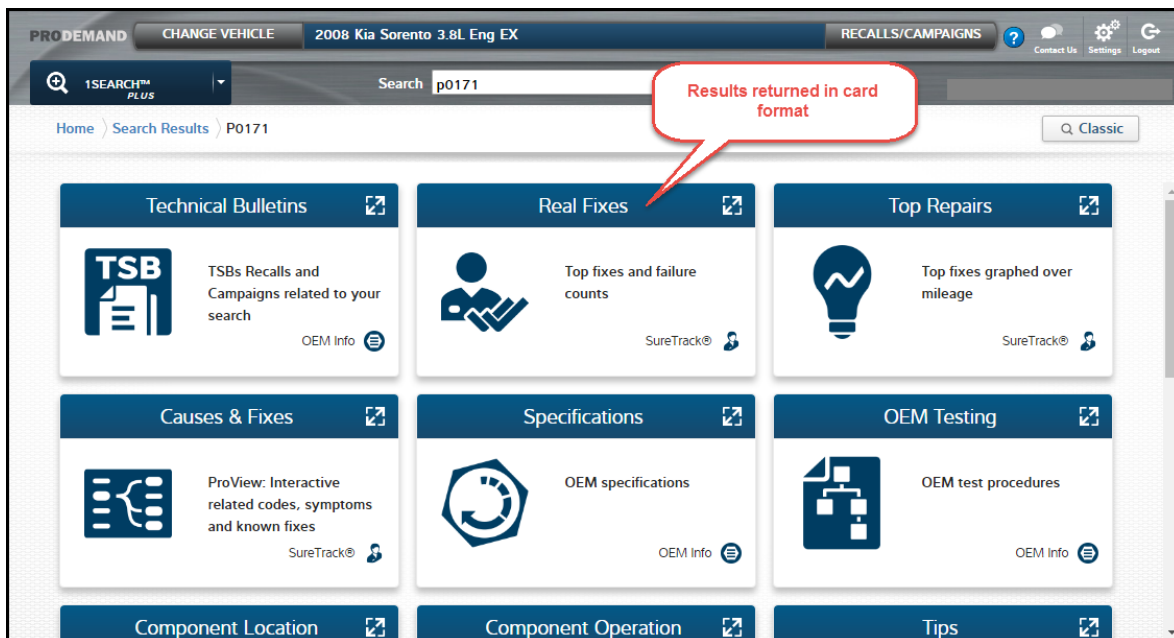


Figure 3

4) **If you need assistance**, click the “**Contact Us**” button at the top of the ProDemand screen and call the toll-free phone number (888-724-6742) or access links to email our various support groups including content support. If there are improvements you would like to suggest, use the “Software Development” link.